



Intersystem Grounding Bridges

Available in zinc or bronze. Provides reliable intersystem bonding between power and communication grounding systems. Comes with textured, paintable, white cover. Cover is UV rated plastic for long outdoor life.

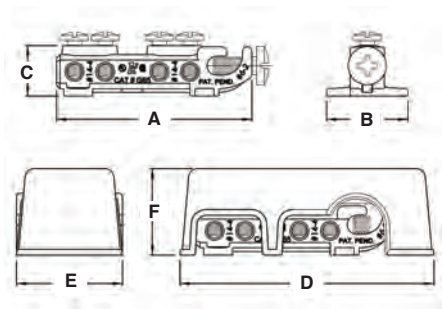
New!

CATALOG NUMBER	UPC/DCI/NAED MFG #01 8997	DESCRIP.	UNIT PKG	STD PKG	DIM A	DIM B	DIM C	DIM D	DIM E	DIM F
GB5	76095	Zinc	1	10	3.383	1.409	.872	4.398	1.836	1.497
GBB5	76096	Bronze	1	10	3.383	1.409	.872	4.398	1.836	1.497
GBB50	09725	Bronze	1	10	3.383	1.409	.872	4.398	1.836	1.497

PATENTS PENDING.




E75814 LR49636




GB5



GB5



GBB5



GBB50

Features and Benefits

- Meets 2008 NEC Ground Requirements
- GB5 has **four** termination points one more than required by 250.94 of the 2008 NEC
- Available in Zinc and Bronze
- Handles multiple hookups of communications systems – for instance phone, cable TV, or a satellite dish
- Fast, simple installation on grounding conductor
- Plastic cover is textured and paintable for good looks

Cable Range

- Four termination points for #4-#14 (solid or stranded)
- Attaches to conductor with “Lay in” style lug with cable range of #6-#2
- GBB50 has larger cable range of #6-#1/0

Installation Instructions

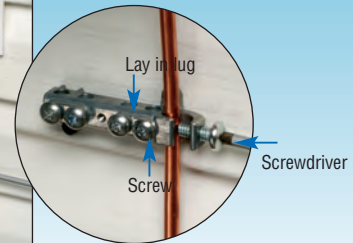
For a video installation demonstration visit our website @ aifittings.com



1 Attach grounding bridge to substrate. (Mounting screws not provided.)



2 Insert grounding electrode conductor into the lay in lug. Tighten screw.




3 Finish by attaching the cover. Good looks, a great finish.



Intersystem Grounding Bridges with PVC Adapter

New!

Available in zinc or bronze. Provides reliable intersystem bonding between power and communication grounding systems. Comes with a PVC adapter for 1/2" PVC pipe. Cover is UV rated plastic for long outdoor life.

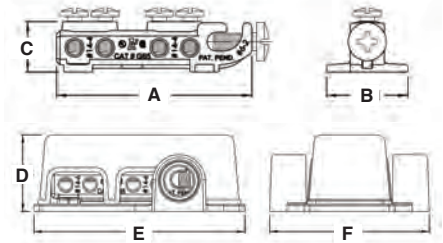


Features and Benefits

- Meets 2008 NEC Ground Requirements
- GBB5P has four termination points – one more than required by 250.94 of the 2008 NEC
- Available in Zinc and Bronze
- Handles multiple hookups of communications systems – for instance phone, cable TV, or a satellite dish
- Fast, simple installation on grounding conductor
- Plastic cover is textured and paintable for good looks

CATALOG NUMBER	UPC/DCI/NAED MFG #01 8997	DESCRIP.	UNIT PKG	STD PKG	DIM A	DIM B	DIM C	DIM D	DIM E	DIM F
GB5P	09720	Zinc	1	10	3.383	1.409	.872	1.653	4.575	3.461
GBB5P	09721	Bronze	1	10	3.383	1.409	.872	1.653	4.575	3.461
GBB50P	09726	Bronze	1	10	3.383	1.409	.872	1.653	4.575	3.461

PATENTS PENDING.



Cable Range

- Four termination points for #4-#14 (solid or stranded)
- Attaches to conductor with "Lay in" style lug with cable range of #6-#2
- GBB50P has larger cable range of #6-#1/0


Installation Instructions



For a video installation demonstration visit our website @ aifittings.com



Mount conduit adapter plate in desired location using three Screws (Mounting screws not provided.)



Insert grounding electrode conductor into the lay in lug. Tighten screw.



Insert grounding electrode conductor into the lay in lug. Tighten screw.



Finish by attaching the cover. Good looks, a great finish.



Insulated Metal Grounding Bushings

With dual rated CU-AL
C-clamp grounding lug. Zinc
die-cast. 150° C rated.

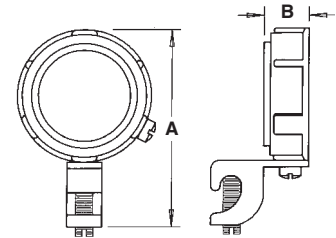


Threaded Type

CATALOG NUMBER	UPC/DCI/NAED MFG #01 8997	TRADE SIZE	GROUND MIN	WIRE MAX	UNIT PKG	STD PKG	DIM A	DIM B	THREADS/ INCH
450	00450	1/2	14	4	25	100	1.896	.475	14
451	00451	3/4	14	4	25	100	2.082	.520	14
452	00452	1	14	4	25	100	2.364	.575	11-1/2
453	00453	1-1/4	14	4	20	80	2.702	.635	11-1/2
453100	01453	1-1/4	14	1/0	20	20	2.702	.635	11-1/2
454	00454	1-1/2	14	2	20	80	3.120	.760	11-1/2
454100	01454	1-1/2	14	1/0	20	20	3.120	.760	11-1/2
455	00455	2	14	2	10	50	3.650	.755	11-1/2
455100	01455	2	14	1/0	10	10	3.650	.755	11-1/2
456	00456	2-1/2	14	2/0	5	20	4.705	.960	8
456250	01456	2-1/2	6	250MCM	10	10	4.705	.960	8
457	00457	3	14	2/0	5	20	5.275	.920	8
457250	01457	3	6	250MCM	10	10	5.275	.920	8
458	00458	3-1/2	14	2/0	5	20	6.266	.930	8
458250	01458	3-1/2	6	250MCM	5	5	6.266	.930	8
459	00459	4	14	2/0	5	20	6.268	.950	8
459250	01459	4	6	250MCM	5	5	6.268	.950	8
4591	04591	5	8	2/0	5	5	7.050	.990	8
4591250	45912	5	2	250MCM	5	5	7.050	.990	8
4592	04592	6	8	2/0	5	5	8.125	.975	8
4592250	45922	6	2	250MCM	5	5	8.125	.975	8



E75814 LR49636



Ground Rod Clamps

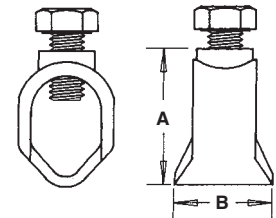
Conductor range 8 sol.-2 str.
Approved for direct burial.
Solid brass alloy with bronze
screw.



CATALOG NUMBER	UPC/DCI/NAED MFG #01 8997	ROD SIZE	UNIT PKG	STD PKG	DIM A	DIM B
780	00780	1/2	25	25	1.250	.875
781	00781	5/8	25	100	1.275	.593
782	00782	3/4	25	25	1.445	1.030



E75814 LR49636





Grounding Locknuts

For rigid conduit. Zinc die-cast.

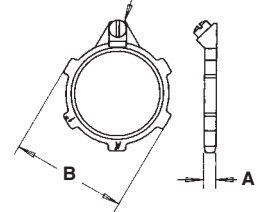


CATALOG NUMBER	UPC/DCI/NAED MFG #01 8997	TRADE SIZE	STD PKG	DIM A	DIM B
GL50	77050	1/2	50	.220	1.250
GL75	77075	3/4	25	.255	1.450
GL100	77100	1	50	.255	1.720
GL125	77125	1-1/4	50	.255	2.020
GL150	77150	1-1/2	50	.250	2.535
GL200	77200	2	25	.250	2.950
GL250	77250	2-1/2	10	.280	3.530
GL300	77300	3	10	.295	4.330
GL350	77350	3-1/2	5	.300	4.490
GL400	77400	4	5	.300	5.395



E75814 LR49636

GROUNDING SCREW



Ground Clamp

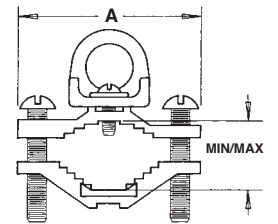
With solid brass hubs.
For rigid conduit.



CATALOG NUMBER	UPC/DCI/NAED MFG #01 8997	PIPE SIZE	HUB SIZE	UNIT PKG	STD PKG	DIM A	MIN	MAX
730B	73020	1/2 to 1	1/2	5	50	2.250	.550	1.795




E75814 LR49636



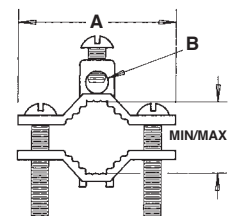
Bare Wire Ground Clamp

Zinc die-cast. Brass color plated.



CATALOG NUMBER	UPC/DCI/NAED MFG #01 8997	PIPE SIZE	WIRE RANGE	UNIT PKG	STD PKG	DIM A	DIM B	MIN	MAX
720S	72010	1/2 to 1	8-2	25	250	2.225	.310	.550	1.575

Note: Zinc grounding and bonding products are not UL or CSA with color plated brass.





Bare Wire Ground Clamp

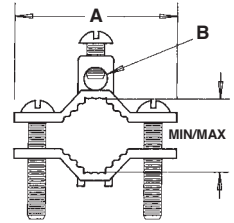
Zinc die-cast.



CATALOG NUMBER	UPC/DCI/NAED MFG #01 8997	PIPE SIZE	WIRE RANGE	UNIT PKG	STD PKG	DIM A	DIM B	MIN	MAX
720Z	72080	1/2 to 1	8-2	25	250	2.225	.550	.545	1.575



E75814 LR49636



Bare Wire Ground Clamps

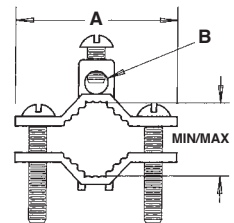
Solid brass with steel screws.



CATALOG NUMBER	UPC/DCI/NAED MFG #01 8997	PIPE SIZE	WIRE RANGE	UNIT PKG	STD PKG	DIM A	DIM B	MIN	MAX
720B	72020	1/2 to 1	10-2	25	250	2.430	.310	.500	1.380
721B	00722	1-1/4 to 2	10-2	5	20	3.600	.310	1.390	3.000
722B	07222	2-1/2 to 4	10-2	1	1	6.350	.310	2.700	5.900
723B	07232	4-1/2 to 6	10-2	1	1	8.500	.310	4.500	8.400



E75814 LR49636



Bare Wire Ground Clamp

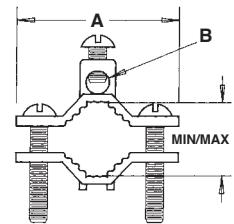
Solid brass with brass screws.



CATALOG NUMBER	UPC/DCI/NAED MFG #01 8997	PIPE SIZE	WIRE RANGE	UNIT PKG	STD PKG	DIM A	DIM B	MIN	MAX
720BBS	72022	1/2 to 1	10-2	25	250	2.430	.310	.500	1.380



E75814 LR49636





Bare Wire Ground Clamp

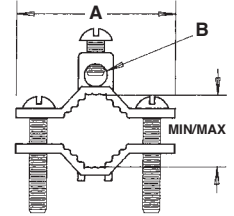
Solid bronze with bronze screws. Approved for direct burial.



CATALOG NUMBER	UPC/DCI/NAED MFG #01 8997	PIPE SIZE	WIRE RANGE	UNIT PKG	STD PKG	DIM A	DIM B	MIN	MAX
720DB	00721	1/2 to 1	10-2	25	250	2.275	.312	.675	1.850



E75814 LR49636



Bare Wire Ground Clamp with Closed Lug

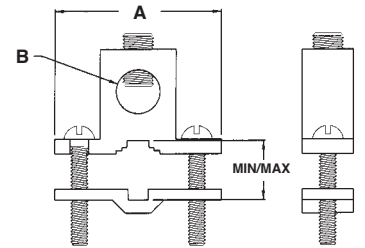
Solid bronze with stainless steel screws. Approved for direct burial on rebar, pipe, tubing, and rod.



CATALOG NUMBER	UPC/DCI/NAED MFG #01 8997	PIPE SIZE	WIRE RANGE	UNIT PKG	STD PKG	DIM A	DIM B	MIN	MAX
718DB	72000	3/8 to 1	8-4/0	10	10	2.350	.620	.330	1.500



E198108



Bare Wire Ground Clamp with Open Lug

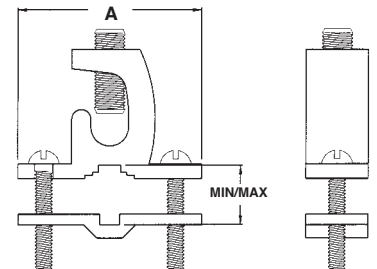
Solid bronze with stainless steel screws. Approved for direct burial on rebar, pipe, tubing, and rod.



CATALOG NUMBER	UPC/DCI/NAED MFG #01 8997	PIPE SIZE	WIRE RANGE	UNIT PKG	STD PKG	DIM A	MIN	MAX
719DB	72001	3/8 to 1	8-4/0	10	10	2.588	.360	1.125



E198108



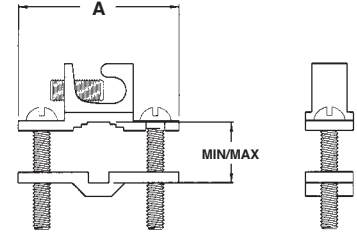


Bare Wire Ground Clamp with Open Lug

Solid bronze with stainless steel screws. Approved for direct burial on rebar, pipe, tubing, and rod.



CATALOG NUMBER	UPC/DCI/NAED MFG #01 8997	PIPE SIZE	WIRE RANGE	UNIT PKG	STD PKG	DIM A	MIN	MAX
717DB	12514	3/8 to 1	10-2	25	250	2.230	.275	1.500



Compression Connectors for Terminating Grounding Electrodes

Compression connector for terminating grounding connectors to metal enclosures.

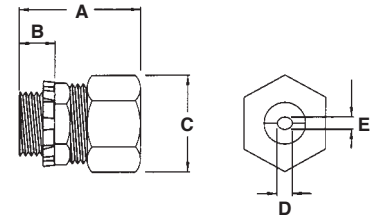


KC4



KC6

CATALOG NUMBER	UPC/DCI/NAED MFG #01 8997	STD PKG	DIM A	DIM B	DIM C	DIM D	DIM E
KC4	83665	10	1.806	.520	1.208	.198	.160
KC6	83667	10	1.740	.500	1.213	.154	.130



Features and Benefits

- A new alternative for bonding and grounding separately derived systems, panelboards, and enclosures
- Eliminates the need for installing lugs on the frames of load centers
- Provides adequate strain relief for grounding electrode conductors